





























					DIN		W
SIZE MM ²	AWG	BARREL LENGTH	QUANTITY	PART NUMBER	COLOR CODE DIN	PART NUMBER	COLOR CODE W

SINGLE FERRULE ASSORTMENTS

0.50	22	8	50	1617050		WHITE	1627050		ORANGE
0.75	20	8	100			GREY			WHITE
1.00	18	8	100			RED			YELLOW
1.50	16	8	100			BLACK			RED
2.50	14	8	50			BLUE			BLUE
4.00	12	10	50	1617400		GREY	1627400		GREY
6.00	10	12	20			YELLOW			BLACK
10.00	8	12	20			RED			BEIGE
16.00	6	12	10			BLUE			GREEN

TWIN FERRULE ASSORTMENTS

2 x 0.50	22	8	50	1617050T		WHITE	1627050T		ORANGE
2 x 0.75	20	8	50			GREY			WHITE
2 x 1.00	18	8	50			RED			YELLOW
2 x 1.50	16	8	50			BLACK			RED
2 x 2.50	14	10	25			BLUE			BLUE